


PRODUCT DATASHEET

LVED SPD SERIAL IP67 GEN2

SURGE PROTECTION DEVICE



FEATURES

- Applicable to class I or II lamps
- Built in protection mode: L-N, L-PE, N-PE
- Built in thermal separation function for higher security
- Serial isolation design, excellent protection performance
- Excellent surge resistance and very low residual voltage
- CCC 1*1.0mm² electronic wire
- Small and convenient for embedded installation
- IP67 dust proof and waterproof grade

FEATURES

- Digital Signage
- Tunnel Lighting
- Road Lighting
- Traffic Lighting
- Street Lighting
- Parking Lighting
- Flood Lighting
- Wall Lamp
- AC-LED Lighting




OVERVIEW

LVED SPD SERIAL IP67 GEN2 series surge protector is a transient overvoltage protection device specially used for outdoor LED lighting system. It is mainly composed of thermal protection varistor and gas discharge tube device. It can be installed in LED lamp or perpetual lamp and connected with LED power driver to provide reliable surge protection. It can effectively prolong the service life of lamps and improve the stability of lamps and lanterns. The protection device must be metal oxide varistor type MOV (Metal Oxide Varistor).

TECHNICAL DATA

Parameters

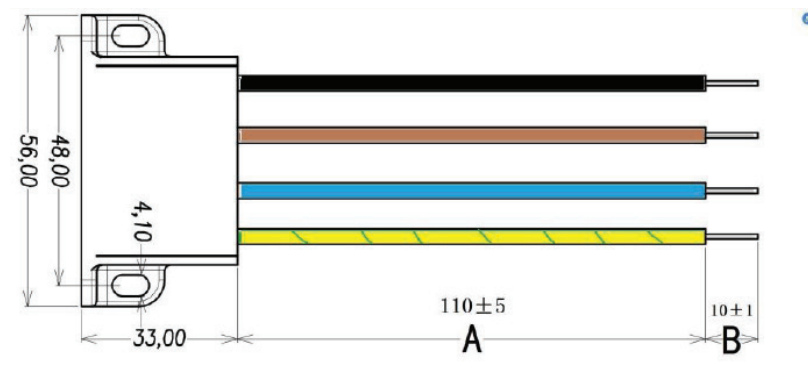
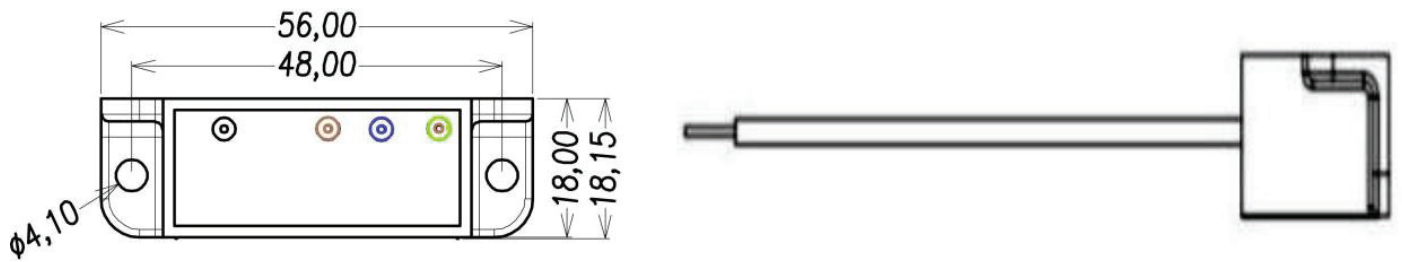
Part Number	LVED SPD SERIAL IP67 GEN2
Rated working voltage MCAV / Uc (VAC) 1	100-277V
Maximum continuous working voltage MCAV / Uc (VAC) 1	350V
Rated load current / IL(A)	5A
Nominal discharge current In(kA)2	5KA
Maximum Discharge Current I_{max} (kA) 3	12KA
Surge Impulse VoltageUoc (KV)	10KV
Voltage Protection Level Up(V) 4	L-N/L-G/PE,N-G/PE≤1.5KV
Power Supply System	TN
Waterproof Grade	IP67
Work Environment	-40°C~+85°C
IEC 61643-11B test classification	Type 2and Type 3

Agency	Standard	Agency File Number
	EN61643-11:2012+All	R50600620
	IEC 61643-11:2011	HU-004562
	IEC 61643-11:2011	CN23GGVB 001

Note:

- Maximum continuous working voltage MCOV/UC(VAC): The maximum continuous working voltage continuously applied to the SPD line end
- Nominal discharge current (In) (kA): The measured value of SPD withstand capability; the measured value of 15 pulses using 8/20us current waveform.
- Maximum discharge current (max) (kA):The maximum discharge current is the measured value of the SPD's maximum withstand capability, and the measured value of 2 pulses using 8/20us current waveform
- Voltage protection level/Up: IEC61643-11 voltage protection level, the maximum residual voltage measured value of the nominal discharge current (In) under continuous application of 8/20u pulses, is the maximum voltage measured value after one round

Dimension



Diagram

